


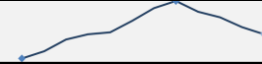











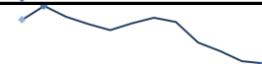







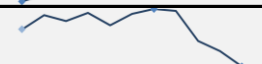







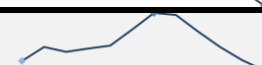











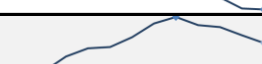














Data Insights: Unconventional Consumer Price Indices

Friday, July 14, 2017

Today's unconventional CPI data: what you need to know

	12-mo YOY	3-mo ann	1-mo ann	12 / 3 / 1-mo			12-mo YOY history
<i>All items</i>	+1.6%	+0.1%	-0.3%				
<i>Core</i>	+1.7%	+1.0%	+1.4%				
<i>All items NSA</i>	+1.6%	+1.9%	+1.1%				
<i>Core NSA</i>	+1.7%	+1.2%	+0.9%				
<i>PCE deflator May</i>	+1.4%	-0.5%	-0.8%				
<i>Core PCE deflator May</i>	+1.4%	+0.3%	+0.8%				
<i>Median CPI</i>	+2.2%	+1.5%	+1.1%				
<i>Trimmed mean CPI</i>	+1.9%	+1.0%	+0.9%				
<i>Sticky CPI</i>	+2.1%	+1.4%	+2.2%				
<i>Sticky core CPI</i>	+2.1%	+1.4%	+2.3%				
<i>Flexible CPI</i>	+0.5%	-3.8%	-7.1%				
<i>Flexible core CPI</i>	-0.5%	-1.5%	-4.0%				
	YOY change	3-mo	1-mo	12 / 3 / 1-mo			12-mo YOY history
<i>ISM Manu prices paid</i>	-6	-16	-6				
<i>ISM Services prices paid</i>	-3	-1	+3				

Source: BLS, BEA, ISM, Cleveland Fed, Atlanta Fed, PriceStats TrendMacro calculations

For more information contact us:

Donald Luskin: 312 273 6766 don@trendmacro.com
Thomas Demas: 704 552 3625 tdemas@trendmacro.com