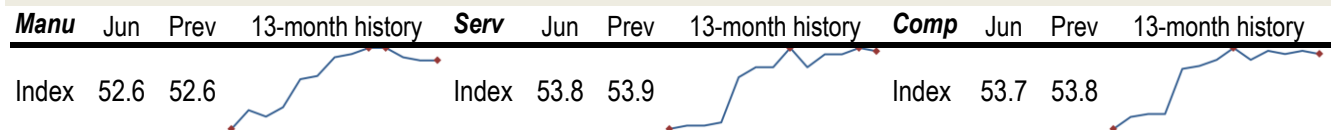


Data Insights: Global PMI

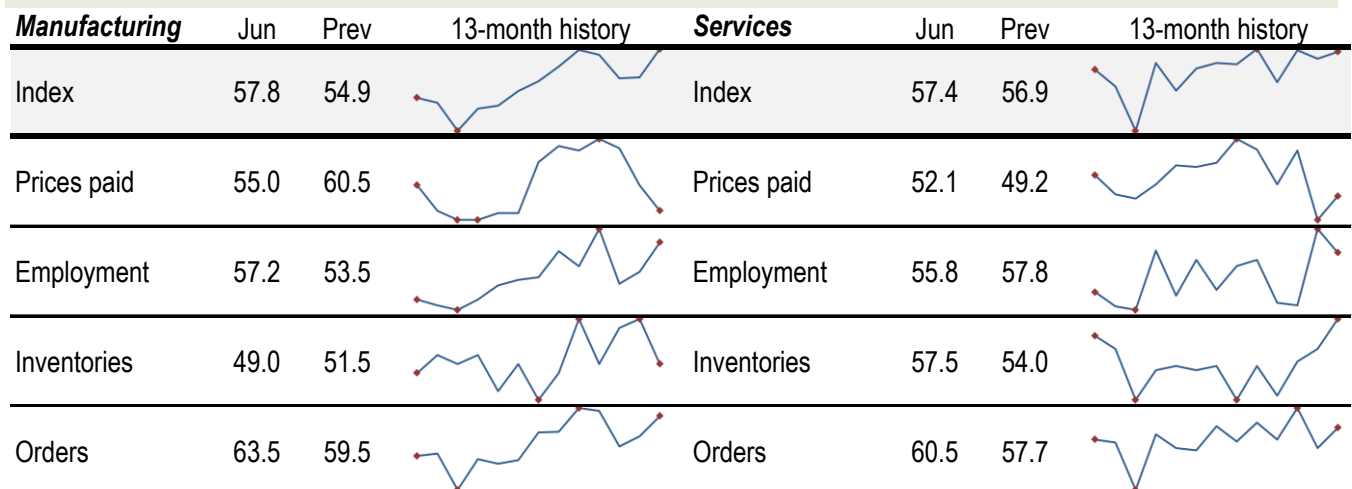
Thursday, July 6, 2017

Worldwide aggregate data: at a glance



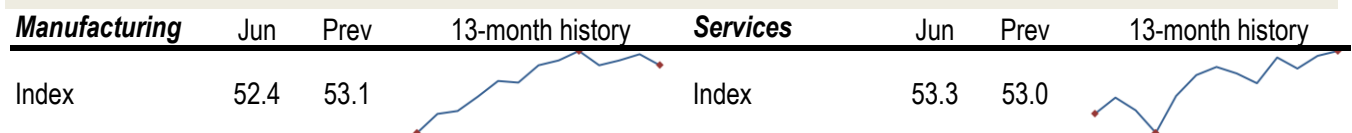
Source: JPMorgan, TrendMacro calculations

US data: at a glance



Source: Institute of Supply Management, TrendMacro calculations

Japan data: at a glance



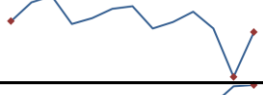
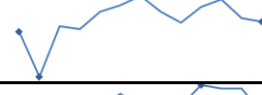
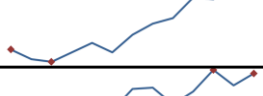

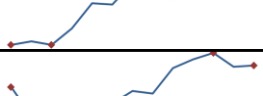

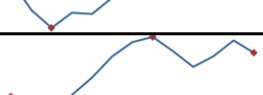

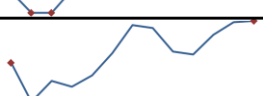

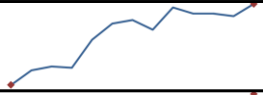

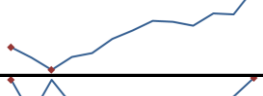

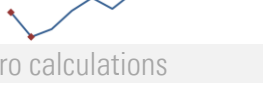
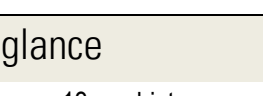


Source: Markit/Nomura, TrendMacro calculations

For more information contact us:

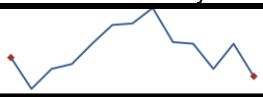
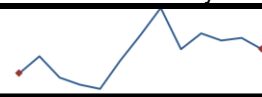


Donald Luskin: 312 273 6766 don@trendmacro.com
 Thomas Demas: 704 552 3625 tdemas@trendmacro.com

Europe data: at a glance

Manufacturing	Last	Prev	13-month history	Services	Last	Prev	13-month history
Eurozone Jun	57.4	57.0		Eurozone Jun	55.4	56.3	
UK Jun	54.3	56.3		UK Jun	53.4	53.8	
Germany Jun	59.6	59.5		Germany Jun	54.0	55.4	
France Jun	54.8	53.8		France Jun	56.9	57.2	
Italy Jun	55.2	55.1		Italy Jun	53.6	55.1	
Spain Jun	54.7	55.4		Spain Jun	58.3	57.3	
Ireland Jun	56.0	55.9		Ireland Jun	57.6	59.5	
Netherlands Jun	58.6	57.6					
Austria Jun	60.7	58.0					
Greece Jun	50.5	49.6					
Czech Rep Jun	56.4	56.4					

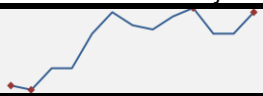


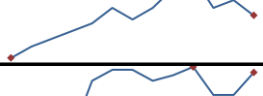
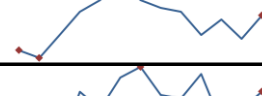


Source: Markit, Various TrendMacro calculations

Eastern Europe data: at a glance

Manufacturing	Last	Prev	13-mo history	Services	Last	Prev	13-mo history
Russia Jun	50.3	52.4		Russia Jun	55.5	56.3	
Poland Jun	53.1	54.7					
Turkey Jun	52.7	53.5					


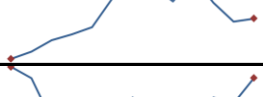
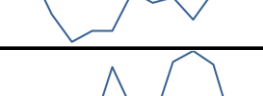




Source: Markit, TrendMacro calculations

China data: at a glance

Manufacturing				Services			
	Jun	Prev	13-month history		Jun	Prev	13-month history
China	51.7	51.2		China	54.9	54.5	
Prices paid	50.4	49.5					
Employment	49.0	49.4		Employment	49.6	49.0	
Orders	53.1	52.3		Orders	51.4	50.9	


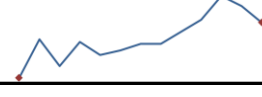


Source: China Federation of Logistics and Purchasing, TrendMacro calculations

Asia data: at a glance

Manufacturing				Services			
	Last	Prev	13-mo history		Last	Prev	13-mo history
Hong Kong Jun	51.1	50.5					
Taiwan Jun	53.3	53.1					
S. Korea Jun	50.1	49.2					
Vietnam Jun	52.5	51.6					
India Jun	50.9	51.6		India Jun	53.1	52.2	
Indonesia Jun	49.5	50.6					

Source: Markit, TrendMacro calculations

Americas data: at a glance

Manufacturing				Services			
	Last	Prev	13-mo history		Last	Prev	13-mo history
Brazil Jun	50.5	52.0		Brazil Jun	47.4	49.2	
Mexico Jun	52.3	51.2					
Canada Jun	54.7	55.1					

Source: Markit, TrendMacro calculations

Middle East/Africa data: at a glance

Manufacturing	Last	Prev	13-mo history
Saudi Arabia Jun	54.3	55.3	
UA Emirates Jun	55.8	54.3	
Egypt Jun	47.2	47.3	
S. Africa Jun	49.0	50.2	

Source: Markit, TrendMacro calculations