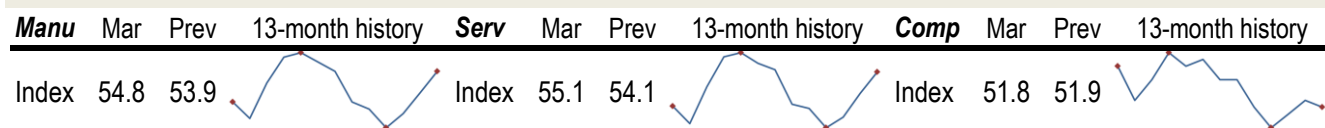


## Data Insights: Global PMI

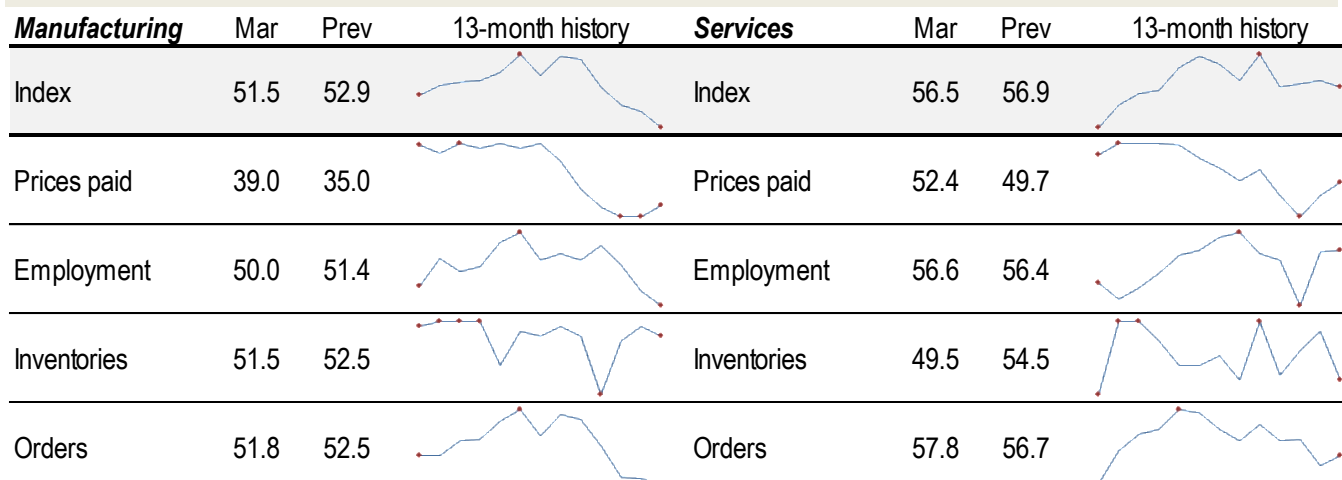
Monday, April 6, 2015

### Worldwide aggregate data: at a glance



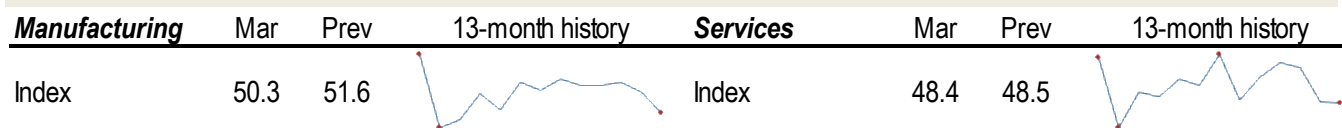
Source: JPMorgan, TrendMacro calculations

### US data: at a glance



Source: Institute of Supply Management, TrendMacro calculations

### Japan data: at a glance



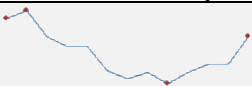
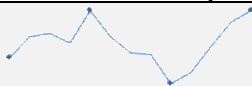
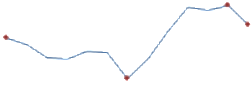
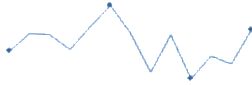
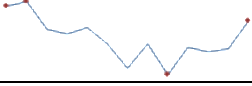
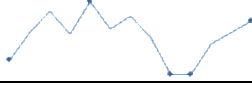
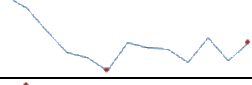
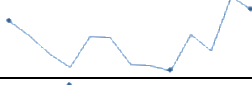
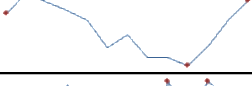
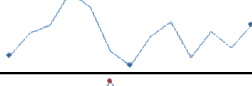
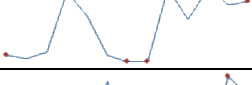
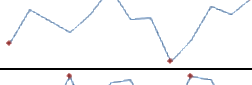
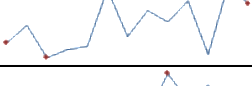

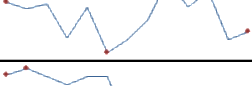
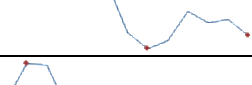
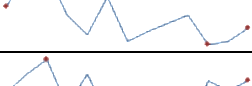

Source: Markit/Nomura, TrendMacro calculations

#### For more information contact us:

Donald Luskin: 312 273 6766 [don@trendmacro.com](mailto:don@trendmacro.com)  
Thomas Demas: 704 552 3625 [tdemas@trendmacro.com](mailto:tdemas@trendmacro.com)



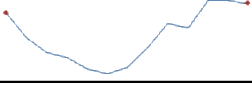

Copyright 2015 Trend Macrolytics LLC. All rights reserved. This document is not to be forwarded to individuals or organizations not authorized by Trend Macrolytics LLC to receive it. For information purposes only; not to be deemed to be recommendations for buying or selling specific securities or to constitute personalized investment advice. Derived from sources deemed to be reliable, but no warranty is made as to accuracy.

## Europe data: at a glance

<b>Manufacturing</b>	Last	Prev	13-month history	<b>Services</b>	Last	Prev	13-month history
Eurozone Mar	52.2	51.0		Eurozone Mar	54.2	53.7	
UK Mar	54.4	54.0		UK Mar	58.9	56.7	
Germany Mar	52.8	51.1		Germany Mar	55.4	54.7	
France Mar	48.8	47.6		France Mar	52.4	53.4	
Italy Mar	53.3	51.9		Italy Mar	51.6	50.0	
Spain Mar	54.3	54.2		Spain Mar	57.3	56.2	
Ireland Mar	56.8	57.5		Ireland Mar	60.9	61.4	
Netherlands Mar	52.5	52.2					
Austria Mar	47.7	48.7					
Greece Mar	48.9	48.4					
Czech Rep Mar	56.1	55.6					



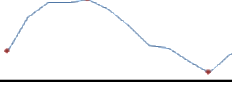
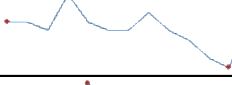
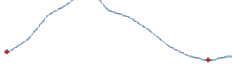
Source: Markit, Various TrendMacro calculations

## Eastern Europe data: at a glance

<b>Manufacturing</b>	Last	Prev	13-mo history	<b>Services</b>	Last	Prev	13-mo history
Russia Mar	48.1	49.7		Russia Mar	46.1	41.3	
Poland Mar	54.8	48.0					
Turkey Mar	55.1	49.6					

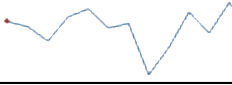
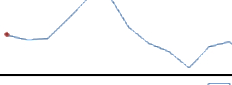
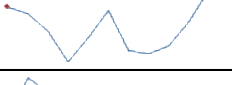
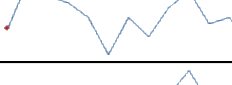
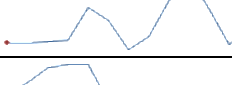


Source: Markit, TrendMacro calculations

## China data: at a glance

<b>Manufacturing</b>	Mar 15	Prev	13-month history	<b>Services</b>	Mar 15	Prev	13-month history
China	50.1	49.9		China	53.7	53.9	
Prices paid	45.0	43.9					
Employment	48.4	47.8					
Orders	50.2	50.4					

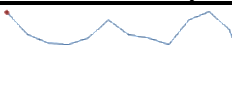
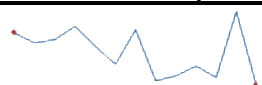


Source: China Federation of Logistics and Purchasing, TrendMacro calculations

## Asia data: at a glance

<b>Manufacturing</b>	Last	Prev	13-mo history	<b>Services</b>	Last	Prev	13-mo history
Hong Kong Mar	49.6	50.7					
Taiwan Mar	51.0	52.1					
S. Korea Mar	49.2	51.1					
Vietnam Mar	50.7	51.7					
India Mar	52.1	51.2		India Mar	53	53.9	
Indonesia Mar	46.4	47.5					

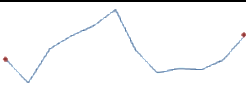
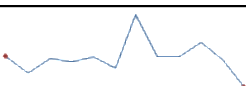
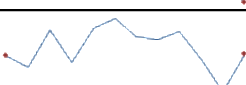
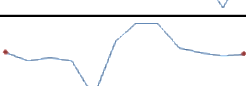
Source: Markit, TrendMacro calculations

## Americas data: at a glance

<b>Manufacturing</b>	Last	Prev	13-mo history	<b>Services</b>	Last	Prev	13-mo history
Brazil Mar	46.2	49.6		Brazil Mar	47.9	52.3	
Mexico Mar	53.8	54.4					
Canada Mar	48.9	48.7					

Source: Markit, TrendMacro calculations

## Middle East/Africa data: at a glance

<b>Manufacturing</b>	Last	Prev	13-mo history
Saudi Arabia Mar	60.1	58.5	
UA Emirates Mar	56.3	58.1	
Egypt Mar	49.6	46.8	
S. Africa Feb	50.0	49.8	

Source: Markit, TrendMacro calculatio