

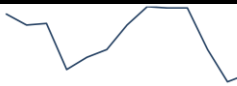
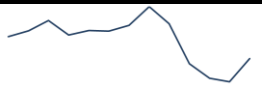

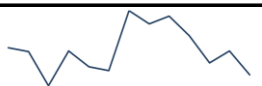
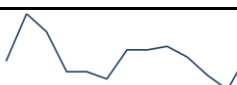
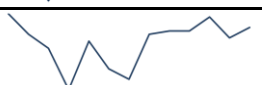

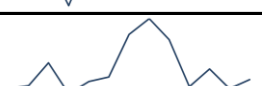


Data Insights: Global PMI



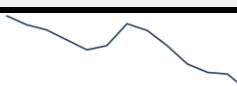
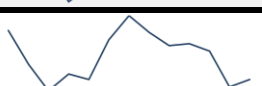
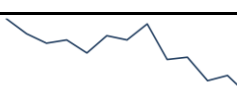
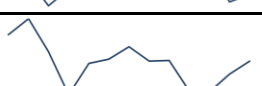

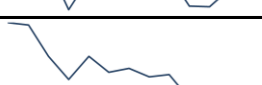


Friday, August 3, 2012

This month's US data: what you need to know

Manufacturing	Jul 12	Prev	13-month history	Services	Jul 12	Prev	13-month history
Index	49.8	49.7		Index	52.6	52.1	
Prices paid	39.5	37.0		Prices paid	54.9	48.9	
Employment	52.0	56.6		Employment	49.3	52.3	
Inventories	49.0	44.0		Inventories	54.5	53.0	
Orders	48.0	47.8		Orders	54.3	53.3	

Source: Institute of Supply Management, TrendMacro calculations

This month's Europe data: at a glance

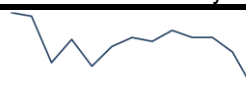
Manufacturing	Jul 12	Prev	13-month history	Services	Jul 12	Prev	13-month history
Eurozone	44.0	45.1		Eurozone	47.9	47.1	
Germany	43.0	45.0		Germany	50.3	49.9	
France	43.4	45.2		France	50.0	47.9	
Italy	44.3	44.6		Italy	43.0	43.1	
UK	45.4	48.4		UK	51.0	51.3	

Source: Markit, TrendMacro calculations

For more information contact us:



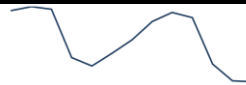


Donald Luskin: 650 429 2112 don@trendmacro.com
 Thomas Demas: 704 552 3625 tdemas@trendmacro.com

This month's Japan data: at a glance

Manufacturing	Jul 12	Prev	13-month history
Japan	47.9	49.9	

Source: Markit/Nomura, TrendMacro calculations

This month's China data: what you need to know

Manufacturing	Jul 12	Prev	13-month history	Services	Jul 12	Prev	13-month history
China	50.1	50.2		China	55.6	56.7	
Prices paid	41.0	41.2					
Employment	49.5	49.7					
Orders	49.0	49.2					

Source: China Federation of Logistics and Purchasing, TrendMacro calculations

This month's Brazil data: at a glance

Manufacturing	Jul 12	Prev	Services	Jul 12	Prev
Brazil	48.7	48.5	Brazil	48.9	53.0

Source: NTC, TrendMacro calculations