


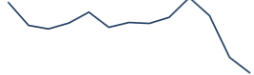




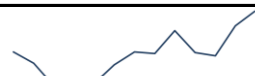



Data Insights: Global PMI











Tuesday, June 5, 2012

This month's US data: what you need to know

Manufacturing	May 12	Prev	13-month history	Services	May 12	Prev	13-month history
Index	53.5	54.8		Index	53.7	53.5	
Prices paid	47.5	61.0		Prices paid	49.8	53.6	
Employment	56.9	57.3		Employment	50.8	54.2	
Inventories	46.0	48.5		Inventories	56.0	54.0	
Orders	60.1	58.2		Orders	55.5	53.5	

Source: Institute of Supply Management, TrendMacro calculations

This month's Europe data: what you need to know

Manufacturing	May 12	Prev	13-month history	Services	May 12	Prev	13-month history
Eurozone	45.1	45.9		Eurozone	46.7	46.9	
Germany	45.2	46.2		Germany	51.8	52.2	
France	44.7	46.9		France	45.1	45.2	
Italy	44.8	43.8		Italy	42.8	42.3	
UK	45.9	50.2		UK	0.0	53.3	


Source: Markit, TrendMacro calculations

For more information contact us:

Donald Luskin: 650 429 2112 don@trendmacro.com
 Thomas Demas: 704 552 3625 tdemas@trendmacro.com



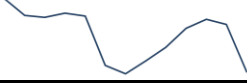
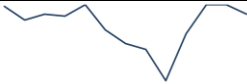
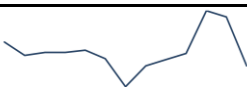
Copyright 2012 Trend Macrolytics LLC. All rights reserved. This document is not to be forwarded to individuals or organizations not authorized by Trend Macrolytics LLC to receive it. For information purposes only; not to be deemed to be recommendations for buying or selling specific securities or to constitute personalized investment advice. Derived from sources deemed to be reliable, but no warranty is made as to accuracy.

This month's Japan data: what you need to know

Manufacturing	May 12	Prev	13-month history
Japan	50.7	50.7	



Source: Markit/Nomura, TrendMacro calculations

This month's China data: what you need to know

Manufacturing	May 12	Prev	13-month history	Services	May 12	Prev	13-month history
China	50.4	53.3		China	55.2	56.1	
Prices paid	44.8	54.8					
Employment	50.5	51.0					
Orders	49.8	54.5					

Source: HSBC, TrendMacro calculations

This month's Brazil data: what you need to know

Manufacturing	May 12	Prev	13-month history	Services	May 12	Prev	13-month history
Brazil	49.3	49.3		Brazil	49.7	54.4	

Source: NTC, TrendMacro calculations